



USER INSTRUCTIONS

CleanBoard Mini-CleanBoard

The PC keyboard for medical technology

- ⦿ Easy and fast cleaning
- ⦿ No chance for viruses and bacteria
- ⦿ Plug & Play – without installation



Functions of Key

In combination with these keys, the following functions can be activated


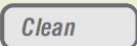

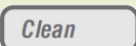




- ⦿ F3 Print
- ⦿ F4 Pause
- ⦿ F5 Scroll
- ⦿ F7 Clean-Keyboards.com
- ⦿ F9 Acoustic Feedback (high - off - low)

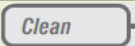

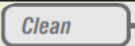

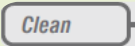

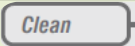

NOTE

Function F7



The domain Clean-Keyboards.com accessed through F7 is only compatible with Windows-based systems.

CLEANING FUNCTION

- ⦿ When the keyboard is connected via the USB plug and turned on, the Clean LED will illuminate red and signal that the keyboard requires cleaning
- ⦿ Using the key combination   will activate the cleaning feature and the red light will be flashing - the keys and mousepad are now locked
- ⦿ Using the same key combination   again will change the LED to green - the cleaning interval is now reset
- ⦿ After operating time 1, the LED color changes from  to 
- ⦿ After operating time 2, the LED color changes from  to 

1	 	green	keyboard was cleaned
2 - after 180 min	 	yellow/orange	Operating time 1 exceeded - the keyboard should be cleaned
3 - after 360 min	 	red	Operating time 2 exceeded - the keyboard has to be cleaned
4	 	flashing red	Cleaning is active - keyboard and mouse pad are locked

DEACTIVATING MOUSE PAD

- ⦿ When the keyboard is on, the mousepad is always active
- ⦿ The mousepad can be deactivated by pressing the  key
- ⦿ When the mousepad is deactivated, the associated LED will be illuminated
- ⦿ The mousepad can be activated again by pressing the  key

○ keywi USA
A division of Hoffmann + Krippner Inc
PO Box 1489
Woodstock, GA 30188
Phone: (770) 487-1950
sales@hoffmann-krippner.com
www.hoffmann-krippner.com

○ keywi Europe
A division of Hoffmann + Krippner GmbH
Siemensstr. 1
74722 Buchen, Germany
Phone: +49 (0) 6281-5200-690
www.keywi.de
www.cleanboard.de



CleanBoard

REF	H+K Nr. 65303xxx	(L 410 x W 215 x H 25 mm)
------------	------------------	---------------------------

The CleanBoard provides the same features as a standard PC keyboard. However, it is designed especially for hospital and other medical operations and applications. The fully sealed surface can be disinfected easily and quickly using common disinfecting solutions, allowing for a daily cleaning routine.

Mini-CleanBoard

REF	H+K Nr. 65302xxx	(L 295 x W 175 x H 22 mm)
------------	------------------	---------------------------

The Mini-CleanBoard, a compact medical keyboard solution, provides the same features and functions as the CleanBoard. However, it does not feature an alphanumeric keypad and is much lighter, smaller and easier to handle.

INTENDED PURPOSE

CleanBoard and Mini-CleanBoard provide accessories for USB devices (i.e. PC) and can only be combined with such.

CLEANING

- We recommend mild detergent or soap. Dry with soft cloth.
- To disinfect, surface disinfectant should be used consisting of concentrates and water. A list of tested disinfectants can be found under the downloads tab at www.keywi-usa.com.

	Products may not be thermally disinfected
	Abrasive cleaning aids, sponge pads and microfiber cloths are not permitted.
	0° C to +50° C
	2012
	Hoffmann + Krippner GmbH, Siemensstraße 1, 74722 Buchen, Germany

The recommendations and references for proper cleaning of our products are based on internal and external studies. We are not liable for damages due to improper handling and use.

INDICATION

Suitable to fulfill strict hygiene standards and infection control requirements in medical environments with high risks of infection (please refer to Infection Prevention by the Commission for Hospital Hygiene at the Robert Koch Institute).

CONTRA-INDICATION

Without inspection not suitable to connect to medical devices.

PRODUCT RETURNS

Products can only be returned if declared as "clinically safe".

SYMBOLS

	Serial Number
	Product Number
	Manufacturer
	Caution, Safety Information
	Date of Manufacture
	Temperature Resistance
	Refer to User Manual

